

## Using CNN Newsource

(adapted from CNN Newsource handouts)

# CNN NEWSOURCE

## Powered by news.

### LOG IN TO THE CNN NEWSOURCE WEBSITE

1. Open a browser
2. Go to <http://newsource.cnn.com>
3. Disable your browser's pop-up blocker
4. Log in with the CNN Newsource provided username and password:  
    USERNAME: scu  
    PASSWORD: mint

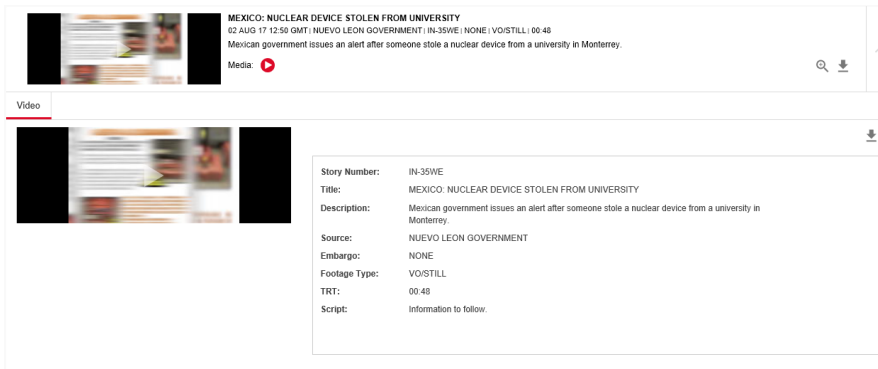
NOTE: as part of the following download process, you may be asked to accept/install some small applets; say YES and install them.


**The most important thing to know about Newsource is that it needs various permissions to do what it needs to do, and this varies browser to browser; if you are unable to get video to download, try a different browser. You will have to download the SIGNIANT APP when prompted.**

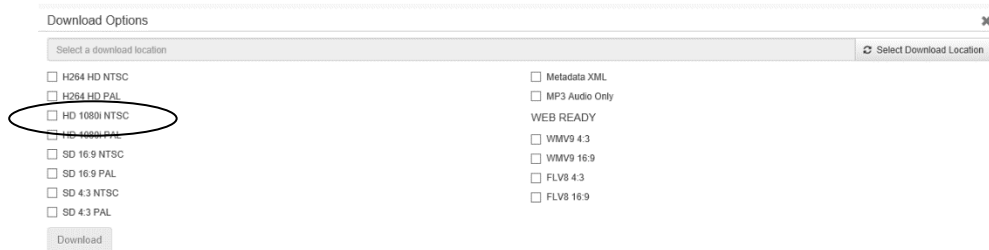
The screenshot displays the CNN Newsource website interface. At the top, there is a search bar with the text "Search for stories, videos, footage type or id #" and a red "Search" button. Below the search bar, the page is divided into several sections. On the left, there is a "CONTENT TYPE" sidebar with checkboxes for "Image (0)", "Wire Article (0)", and "Video (685)". Below this is a "VIDEO FORMATS" sidebar with checkboxes for "File (49)", "Packages (161)", and "Raw (15)". Further down is a "CATEGORIES" sidebar with a "TRENDING" section listing "Trump Presidency (121)", "Venezuela (21)", "Health Care Bill (15)", and "Western Wildfires (2)". Below that is an "ALL CATEGORIES" section with checkboxes for "Top Stories (259)", "US Politics (194)", "International Politics (76)", and "Crime/Justice (65)". The main content area, titled "All Stories", features a "Sort by Date" dropdown menu and a list of three video items. Each item includes a thumbnail, a title, a timestamp, and a "Media:" label with a red play button icon. The first item is "CNN NEWSOURCE AM ADVANTAGE - WEDNESDAY 9AM ET" (02 AUG 17 12:56 GMT | RUN-WED9 | RUNDOWN | 00:10). The second item is "CNN NEWSOURCE AM ADVANTAGE - WEDNESDAY 6AM ET" (02 AUG 17 12:56 GMT | CNN | RUN-WED6 | NONE | RUNDOWN | 00:10). The third item is "PENCE SPEAKS AT ADRIATIC CHARTER SUMMIT" (02 AUG 17 12:55 GMT | POOL | IN-34WE | NONE | VO/NAT | 01:02). To the right of the video list is a "LIVE CHANNELS" sidebar showing "CNN NEWSOURCE CHANNEL 1" and "International Newsource Channel".

### PREVIEW ITEMS AND REQUEST DOWNLOAD

1. You can preview an item from the page by clicking on a slug. Here you can preview the item, or request a download.



2. To view the video, just click on the PLAY icon on the thumbnail.
3. To exit the **Story Details** page, click the **"VIDEO" tab** above the thumbnail.
4. To begin a download of the selected video, click the **"download" icon**. 
5. When you click on **"download,"** a new window will open and allow you to select the desired video format and download destination.



6. To begin a download:
  - choose this video BROADCAST FORMAT: **HD 1080i NTSC**
  - **Select Download Location** -- MUST NOT BE THE C:\ DRIVE OR DESKTOP!!! Use your **external drive** or ISIS drive.
  - **You may see this message:**

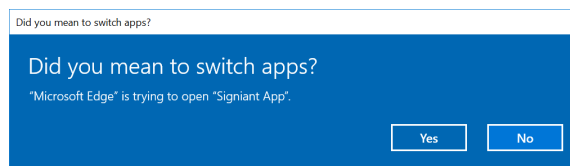
You need the Signiant App to transfer your files...

If you have never downloaded and installed the app, choose **DOWNLOAD THE APP.**

I have the App

Download the App

If you have already done this, choose **I HAVE THE APP, then YES,** allow the browser to switch apps:



You'll see status messages on the download in the upper right.

When finished, you'll see a message that the video has been downloaded successfully.

Downloading MEXICO: NUCLEAR DEVICE STOLEN FROM UNIVERSITY  
Please do not close your browser until it has completed.

Downloaded BUDGET DIR MULVANEY/TRYING TO FOLLOW THRU  
Download finished.

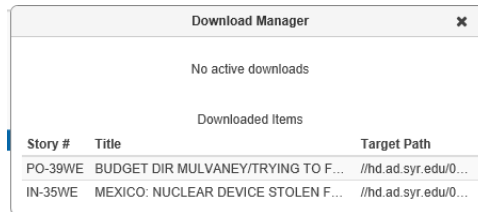
### PROXY (PARTIAL) DOWNLOADS

You can request a portion of a video by clicking on the "Proxy Video Edit" button below the video screen in Mini-viewer or large preview window.

2. When you click on "Request," a new window will open and allow you to select the format (HD 1080i NTSC) and download destination for the proxy edit.

### DOWNLOAD MANAGER

1. You can view all items queued for download by clicking the **Download Manager** icon.



Story #	Title	Target Path
PO-39WE	BUDGET DIR MULVANEY/TRYING TO F...	//hd.ad.syr.edu/0...
IN-35WE	MEXICO: NUCLEAR DEVICE STOLEN F...	//hd.ad.syr.edu/0...

2. Remember to LOGOFF of CNN Newsource when done!!!